


















Walliston Primary School 'Learning at Home' Week 3

| | Monday | Tuesday | Wednesday | Thursday | Friday | | | | | | | | | | | | | | | | | | | | | | | | | | | | | |
|------------------|--|--|---|----------|--------|---|--|--|--|---|---|---|---|---|---|---|---|---|---|---|---|---|---|---|---|---|---|---|---|---|---|---|---|-----|
| SESSION 1 | <p>Task 1: Spelling  Spelling list is on Connect. Red 'ccvc' (consonant, consonant, vowel, consonant words) Green 'silent k' Blue 'silent b'</p> <p>LCSWC of all your group words in 'Learning at Home' scrap book.</p> <p>Task 2: Reading (use spelling groups)  Red – The Crab's Plan Green – The Knight's Knife Blue – A Climbing Lamb Read dictation passage matching your spelling group Read several times to develop fluency. Highlight matching sound from spelling. Glue into scrap book.</p> <p>Task 3: Hand Writing Year 2 pg18 handwriting book Downstroke letter group 'z' Year 3 pg18 handwriting book Practising exits</p> | <p>Task 1: Spelling LCSWC of all your group words in 'Learning at Home' scrap book. Make a Sound Pyramid for each word in spelling list (use scrap book) e.g. kn knigh knight</p> <p>Task 2: Reading  Continue task 2 from dictation passage. Draw a picture and label with the spelling sounds.</p> <p>Task 3: Writing Copy the dictation page into the learning at home work book.</p> | <p>Task 1: Spelling LCSWC of all your group words in 'Learning at Home' scrap book. Using the spelling boxes (connect) Separate all words into sounds e.g. <table border="1" data-bbox="1048 587 1402 619"> <tr> <td>kn</td> <td>igh</td> <td>t</td> <td></td> </tr> </table> Glue in scrap book</p> <p>Task 2: Reading  Use the story grid (connect) to identify; characters, setting, problem and resolution of reading passage. Glue in scrap book</p> <p>Task 3: Writing Students are to use 'Pages' or 'Word' to type out the dictation/reading passage.</p> | kn | igh | t | | <p>Task 1: Spelling LCSWC of all your group words in 'Learning at Home' scrap book.</p> <p>Task 2: Reading  Editing- use the 'Edit page' on connect that matches the dictation from this week and correct the errors. Glue in scrap book.</p> <p>Task 3: Handwriting Year 2 pg19 handwriting book Downstroke letter group 'Z' Year 3 pg19 handwriting book Practising exits</p> | <p>Task 1: Spelling In the scrap book students are to put 10 spelling list word into a sentence. Remember to try and use a noun (naming word), verb (doing word) and an adjective (descriptive word) in each sentence. E.g. The happy king was sitting on his red throne. (no need to colour code just putting here as an example)</p> <p>Task 2: Grammar In scrap books students are to think of an adjective for every letter of the alphabet: (a table like this could be helpful but not necessary)</p> <table border="1" data-bbox="1805 890 2136 1037"> <tr><td>a</td><td>b</td><td>c</td><td>d</td><td>e</td></tr> <tr><td>f</td><td>g</td><td>h</td><td>i</td><td>j</td></tr> <tr><td>k</td><td>l</td><td>m</td><td>n</td><td>o</td></tr> <tr><td>p</td><td>q</td><td>r</td><td>s</td><td>t</td></tr> <tr><td>u</td><td>v</td><td>w</td><td>x</td><td>y-z</td></tr> </table> <p>Write an adjective (describing word) in each letter. Adjectives can be; colour, size, sound, feelings, speed.</p> | a | b | c | d | e | f | g | h | i | j | k | l | m | n | o | p | q | r | s | t | u | v | w | x | y-z |
| kn | igh | t | | | | | | | | | | | | | | | | | | | | | | | | | | | | | | | | |
| a | b | c | d | e | | | | | | | | | | | | | | | | | | | | | | | | | | | | | | |
| f | g | h | i | j | | | | | | | | | | | | | | | | | | | | | | | | | | | | | | |
| k | l | m | n | o | | | | | | | | | | | | | | | | | | | | | | | | | | | | | | |
| p | q | r | s | t | | | | | | | | | | | | | | | | | | | | | | | | | | | | | | |
| u | v | w | x | y-z | | | | | | | | | | | | | | | | | | | | | | | | | | | | | | |
| Break | | | | | | | | | | | | | | | | | | | | | | | | | | | | | | | | | | |

| | | | | | |
|-----------|---|--|---|--|--|
| SESSION 2 | <p>Task 1: Mental Maths Top Marks Maths – Hit the button – Number bonds on iPad or PC</p> <p>Task 2: iMaths</p> <p>Year 2 NA13 Subtraction Facts Year 3 NA18 Multiplication problem solving</p> <p>Task 3: Times tables 2x tables e.g; 1 x 2=2 2 x 2=4 until 12 x2 going down the page in columns.</p> | <p>Task 1: Mental Maths Top Marks Maths – Hit the button – doubles on iPad or PC</p> <p>Task 2: iMaths</p> <p>Year 2 NA13 Subtraction Facts Year 3 NA18 Multiplication problem solving</p> <p>Task 3: Times tables Recite the 2 times tables three times in a song. Top Marks Maths -bowling</p> | <p>Task 1: Mental Maths Top Marks Maths – Hit the button – Number bonds on iPad or PC</p> <p>Task 2: iMaths</p> <p>Year 2 NA14 Mental strategies for subtraction Year 3 NA19 Division facts 2,3</p> <p>Task 3: Times tables Recite the 2 times tables three times in a song. Top Marks Maths –Archery Arithmetic</p> | <p>Task 1: Mental Maths Top Marks Maths – Hit the button – doubles on iPad or PC</p> <p>Task 2: iMaths</p> <p>Year 2 NA14 Mental strategies for subtraction Year 3 NA19 Division facts 2,3</p> <p>Task 3: Times tables In student scrap book write the numeral 2 in the middle of the page and then write 20 multiples of 10 around it. (Multiples of 2 are any even number. They end in a 0, 2, 4,6,8.</p> | <p>Task 1: Mental Maths Top Marks Maths – Hit the button – Number bonds on iPad or PC</p> <p>Task 2: iMaths</p> <p>Year 2 Revise NA13 and 14 Year 3 Revise NA18 and 19</p> <p>If completed do assigned activities on Mathletics</p> <p>Task 3: Times tables Recite and write out the 2, 5 and 10 times tables once each. Top Marks Maths – Coconut Multiples</p> |
| Break | | | | | |
| SESSION 3 | <p>Task 1: Art  Mrs Gray</p> <p>Task 2: Science Present poster in a short video (2 min max) and send to Mrs Giglia by e-mail or seesaw. </p> | <p>Task 1: HASS  Year 2 The Past in the Present Watch the video link Work through parts 1 to 4 Year 3 Investigating Communities Watch the video link Work through parts 1 and 2.</p> <p>Task 2: Health  Mrs Gray</p> <p>Task 3: Reading for pleasure <i>Students read a book of their own choice.</i></p> | <p>Task 1: Physical Exercise  Mr Levi</p> <p>Task 2: Music  Mrs Powell</p> <p>Task 3: Reading for pleasure</p> | <p>Task 1: Physical Exercise  Mr Levi</p> <p>Task 2: Italian  Signorina Siciliano</p> <p>Task 3: HASS  Year 2 The Past in the Present Work through parts 5 to 8 Year 3 Investigating Communities Work through part 3.</p> | <p>Task 1: Science  Living things Watch the video link Work through parts 1 to 6</p> <p>Task 2: Reading for pleasure</p> |