








# Walliston Primary School 'Learning at Home' Week 2

	Monday	Tuesday	Wednesday	Thursday	Friday																													
<b>SESSION 1</b>	<p><b>Task 1: Spelling</b></p>  <p>Spelling list is on Connect.  <b>Red</b> 'ee'  <b>Green</b> 'doubles'  <b>Blue</b> 'doubles'</p> <p>LCSWC of all your group words in 'Learning at Home' scrap book.</p> <p><b>Task 2: Reading (use spelling groups)</b></p>  <p><b>Red</b> – long 'ee' The Deep Reef  <b>Green</b> – double 'ff' A Gruff Bluffing Troll  <b>Blue</b> – doubles 'nn' Bunny Dinner</p> <p>Read dictation passage matching your spelling group            Read several times to develop fluency. Highlight matching sound from spelling. Glue into scrap book.</p> <p><b>Task 3: Hand Writing</b>  <b>Year 2</b> pg16 'x' handwriting book  <b>Year 3</b> pg16 handwriting book</p>	<p><b>Task 1: Spelling</b></p> <p>LCSWC of all your group words in 'Learning at Home' scrap book.            Make a Sound Pyramid for each word in spelling list (use scrap book)</p> <p>e.g. s                      f                  see                    fr                  seen                 fri                                          frizz</p> <p><b>Task 2: Reading</b></p>  <p>Continue task 2 from dictation passage. Draw a picture and label with the spelling sounds.</p> <p><b>Task 3: Writing</b></p> <p>Complete narrative to Mrs Giglia if not already done.            If completed rewrite the dictation/reading passage from last week. Remember to use full stops, capital letters, correct spelling and neat writing.</p>	<p><b>Task 1: Spelling</b></p> <p>LCSWC of all your group words in 'Learning at Home' scrap book.            Using the spelling boxes (connect)            Separate all words into sounds e.g.</p> <table border="1" data-bbox="1050 584 1402 616"> <tr> <td>s</td> <td>p</td> <td>e</td> <td>ll</td> </tr> </table> <p>Glue in scrap book</p> <p><b>Task 2: Reading</b></p>  <p>Use the story grid (connect) to identify; characters, setting, problem and resolution of reading passage.            Glue in scrap book</p> <p><b>Task 3: Writing</b></p> <p>Students are to use 'Pages' or 'Word' to type out the dictation/reading passage.</p>	s	p	e	ll	<p><b>Task 1: Spelling</b></p> <p>LCSWC of all your group words in 'Learning at Home' scrap book.</p> <p><b>Task 2: Reading</b></p>  <p><b>Editing-</b> use the 'Edit page' on connect that matches the dictation from this week and correct the errors. Glue in scrap book.</p> <p><b>Task 3: Handwriting</b>  <b>Year 2</b> pg17 handwriting book  <b>Year 3</b> pg17 handwriting book</p>	<p><b>Task 1: Spelling</b></p> <p>In the scrap book students are to put 10 spelling list word into a sentence. Remember to try and use a <b>noun</b> (naming word), <b>verb</b> (doing word) and an <b>adjective</b> (descriptive word) in each sentence.            E.g. The <b>happy</b> king was <b>sitting</b> on his <b>red</b> throne.            (no need to colour code just putting here as an example)</p> <p><b>Task 2: Grammar</b></p> <p>In scrap books students are to think of a verb for every letter of the alphabet: (a table like this could be helpful but not necessary)</p> <table border="1" data-bbox="1805 890 2136 1034"> <tr><td>a</td><td>b</td><td>c</td><td>d</td><td>e</td></tr> <tr><td>f</td><td>g</td><td>h</td><td>i</td><td>j</td></tr> <tr><td>k</td><td>l</td><td>m</td><td>n</td><td>o</td></tr> <tr><td>p</td><td>q</td><td>r</td><td>s</td><td>t</td></tr> <tr><td>u</td><td>v</td><td>w</td><td>x</td><td>y-z</td></tr> </table> <p>Write a verb (action/doing word) in each letter. Verbs can often end in 'ing' or 'ed'.</p>	a	b	c	d	e	f	g	h	i	j	k	l	m	n	o	p	q	r	s	t	u	v	w	x	y-z
s	p	e	ll																															
a	b	c	d	e																														
f	g	h	i	j																														
k	l	m	n	o																														
p	q	r	s	t																														
u	v	w	x	y-z																														
<b>Break</b>																																		

<p><b>SESSION 2</b></p>	<p><b>Task 1: Mental Maths</b> Top Marks Maths – Hit the button – Number bonds on iPad or PC</p> <p><b>Task 2: iMaths</b> Continue/complete last week</p> <p><b>Year 2</b> pg 52,53, 54, 55</p> <p><b>Year 3</b> pg 48, 49, 50, 51</p> <p>If completed do assigned activities on Mathletics</p> <p><b>Task 3: Times tables</b> Find the 10 x tables song in <b>Mathletics</b>&gt;Explore&gt;Videos&gt; Multiplication 10 times Practice 10 times tables. Write them out 3 times in scrap book. e.g; 1x10=10 2x10=10 until 12x10 going down the page in columns.</p>	<p><b>Task 1: Mental Maths</b> Top Marks Maths – Hit the button – doubles on iPad or PC</p> <p><b>Task 2: iMaths</b> Continue/complete last week</p> <p><b>Year 2</b> pg 52,53, 54, 55</p> <p><b>Year 3</b> pg 48, 49, 50, 51</p> <p>If completed do assigned activities on Mathletics</p> <p><b>Task 3: Times tables</b> Recite the 10 times tables three times in a song. Use Mathletics song in Videos Top Marks Maths -bowling</p>	<p><b>Task 1: Mental Maths</b> Top Marks Maths – Hit the button – Number bonds on iPad or PC</p> <p><b>Task 2: iMaths</b> linked activity Start page in iMaths book using the suggested strategies.</p> <p><b>Year 2</b> pg 50 NA10 Addition Facts <a href="https://youtu.be/X3hEMk9W68A">https://youtu.be/X3hEMk9W68A</a></p> <p>Count ons <a href="https://youtu.be/p2W0I06Ng5s">https://youtu.be/p2W0I06Ng5s</a></p> <p>Doubles <a href="https://youtu.be/At0quRa90rs">https://youtu.be/At0quRa90rs</a></p> <p>Count ons and Turnarounds <a href="https://youtu.be/QM-Im_B38yc">https://youtu.be/QM-Im_B38yc</a></p> <p>Near Doubles <a href="https://youtu.be/EAQIn8e8Pqc">https://youtu.be/EAQIn8e8Pqc</a></p> <p><b>Year 3</b> pg 64 NA17 Multiply by 10 10 times tables <a href="https://youtu.be/8g6EJX_qLSU">https://youtu.be/8g6EJX_qLSU</a></p> <p><b>Task 3: Times tables</b> Recite the 10 times tables three times in a song. Use Mathletics song in Videos Top Marks Maths –Archery Arithmetic</p>	<p><b>Task 1: Mental Maths</b> Top Marks Maths – Hit the button – doubles on iPad or PC</p> <p><b>Task 2: iMaths</b> linked activity Complete page in iMaths book using the suggested strategies.</p> <p><b>Year 2</b> pg51 NA10 Addition Facts</p> <p><b>Year 3</b> pg 65 NA17 Multiply by 10</p> <p><b>Task 3: Times tables</b> In student scrap book write the numeral 10 in the middle of the page and then write 20 multiples of 10 around it. (Multiples of 10 are any number that ends in a 0)</p>	<p><b>Task 1: Mental Maths</b> Top Marks Maths – Hit the button – Number bonds on iPad or PC</p> <p><b>Task 2: iMaths</b> linked activity Review all pages from week 1 and 2 <b>Year 2</b> pg 52,53, 54, 55, 50, 51 <b>Year 3</b> pg 48, 49, 50, 51, 64, 65</p> <p>If completed do assigned activities on Mathletics</p> <p><b>Task 3: Times tables</b> Recite and write out the 5 and 10 times tables 2 times each. Top Marks Maths – Coconut Multiples</p>
<p><b>Break</b></p>					

SESSION 3

**Task 1: Art**



Mrs Gray

**Task 2: Science** continue your presentation task on explaining how the Earth, Moon and Sun move.



**Task 1: HASS**

Changing Communities  
Kings Park –Same and Different  
Task 1: Cut and sort.



**Task 2: Health**



Mrs Gray

**Task 3: Reading** for pleasure  
*Students read a book of their own choice.*

**Task 1: Physical Exercise**



Mr Levi

**Task 2: Music**



Mrs Powell

**Task 3: Reading** for pleasure

**Task 1: Physical Exercise**



Mr Levi

**Task 2: Italian**



Signorina Siciliano

**Task 3: HASS**

Changing Communities  
Kings Park- Same and different  
Task 2: T-chart and challenge.



**Task 1: Science** - record presentation of your Earth, Moon and Sun project.



**Task 2: Reading** for pleasure