


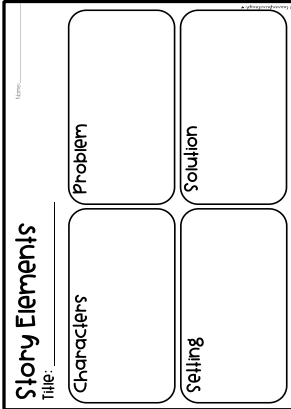


















	Monday	Tuesday	Wednesday	Thursday	Friday
<p>SESSION 1</p> <p>Literacy</p>	<p>Spelling Spelling contract. Find list words on Connect. Fill in on A3 contract in learning at home kit and students complete LCSWC and activities.</p> <p></p> <p>Writing Year 1: Use the writing prompt to create a recount.</p> <p>Year 2: Use the writing prompt to write a narrative.</p> <p>Supporting documents on Connect.</p> <p></p>	<p>Spelling Spelling contract.</p> <p>Dictation Red group Blue group Students read the story and demonstrate comprehension by drawing as much as they can of the story. Underline words with the common sound being practised. Note punctuation.</p> <p></p> <p>Grammar What is a noun. Watch this video and see powerpoint. https://watchkin.com/43fffb8e8a Display the visual writing prompt – KayakingAdventures https://www.teachstarter.com/au/widget/visual-writing-prompts/ (you may need to scroll through the prompts until you find this one). Ask students to identify the nouns they can see in the photograph. Students can be prompted by asking them to point to a something and</p>	<p>Spelling Spelling contract.</p> <p>Storytime <i>The Case of the Missing Carrot Cake</i> https://www.storylineonline.net/books/missing-carrot-cake/</p> <p>Worksheet in the learning at home pack and on Connect.</p> <p></p> <p></p>	<p>Spelling Spelling contract. LCSWC. Instead of the activities, write list words in sentences.</p> <p>Reading Red group <i>Six Pigs</i></p> <p>Blue group <i>The Bad Haircut</i></p> <p></p> <p>Writing Sentence builder.</p> <p></p> <p>Reading Eggs</p>	<p>Spelling Spelling contract.</p> <p>Punctuation Discuss the reason we use capital letters (to start sentences and for proper nouns - the names of particular people, places or things headings and titles) and full stops (to show the end of a sentence). Using the dictation passage for this week Red group text without punctuation, read the passage together. Discuss what is missing. Add in the missing punctuation (capital letters, full stops) Blue group As above and also discuss the use of commas. Child to write a sentence that includes a list, using commas between items.</p> <p></p> <p>Writing-Journal Using Journal started last week, write about your</p>

		<p>name it. Students are to select 3 nouns and write an adjective (describing word) to describe their noun.</p>  <p>Reading Select a reader from the SPELD https://www.speld-sa.org.au/services/phonic-books.html or Flyleaf Publishing. https://flyleafpublishing.com/</p>			<p>experience of staying home during the lockdown. What is something you have learned from this experience. .If you have a talk to text capability then verbalise first then copy or write.</p> <p>Year 1: 2 or 3 sentences</p> <p>Year 2: 3 or 4 sentences The page opposite your writing can be used for a picture. Rule lines to write on if needed.</p>
Break					
<p>SESSION 2</p> <p>Numeracy</p>	<p>Mental Maths Year 1: Continue from last week Year 2: Continue pink book or A3 sheet</p> <p>Maths Task Year 1: Number bonds robot. Review last weeks rainbow numbers if required.</p> <p>Year 2 Play game Turnaround Facts</p> 	<p>Number of the Day Activity Choose a number</p> <p>Maths Task Year 1: Watch and complete activities on the Counting by 10's powerpoint.</p>  <p>Year 2: Followed on from yesterday's activity. Complete NA10 in imaths book</p> <p>Mathletics (optional)</p>	<p>Number of the Day Activity Choose a number</p> <p>Maths Year 1: Counting by 10's Complete NA4 in imaths book</p> <p>Year 2: Watch this video https://www.khanacademy.org/math/arithmetic/arithmetic-review-add-subtract/arithmetic-review-add-within-100a/v/adding-two-digit-numbers-without-regrouping and then https://www.khanacademy.org/math/arithmetic/arithmetic-review-add-subtract/arithmetic-review-strategies-for-adding-within-100/v/adding-by-getting-to-group-of-10-first Complete NA11 imaths book.</p>	<p>Number of the day activity Choose a number</p> <p>Maths Year 1 Watch this video https://youtu.be/dGwLaTNpiss Complete NA5 in imaths book.</p> <p>Year 2: Watch this video https://www.khanacademy.org/math/arithmetic/arithmetic-review-add-subtract/arithmetic-review-strategies-for-adding-within-100/v/example-exercises-on-ways-to-add-two-digit-numbers NA12 in imaths book</p> <p>Mathletics (optional)</p>	<p>Mental maths Warm up – look for patterns in the room or around you. Make some patterns using buttons, bottle tops, or cutlery etc. Make predictions about what will come next in the pattern.</p> <p>Maths <u>Problem Solving Strategies:</u> Find a pattern</p> <p>Read and complete pages in iMaths book Yr 1 – pages 152- 153</p> <p>Yr 2 –pages 150 and 151</p>

Break					
SESSION 3	Art 	Music  Health 	HASS Students order different modes of transportation. 1. Students are given pictures of different modes of transport and must order them from when they first started being used/invented 2. Go through the Transportation Presentation and have students see how many they got in the right order. After each slide ask students how these changes would have affected daily lives. 3. Students complete Transportation Changes worksheet. 	PE Italian  	Science - Features of Animals Year 1 Biological Sciences Lesson 2 – Features of Plants Class To Do Link http://inq.co/class/y5y Access code: 7886 Year 2: Task 1 – Complete poster started last week as per the attached instructions. Task 2 Prepare a video as per attached instructions.  Handwriting Year 1 and 2 – the letter f