



## Student guide (Primary)

**Login to Connect at  
[connect.det.wa.edu.au](https://connect.det.wa.edu.au)**

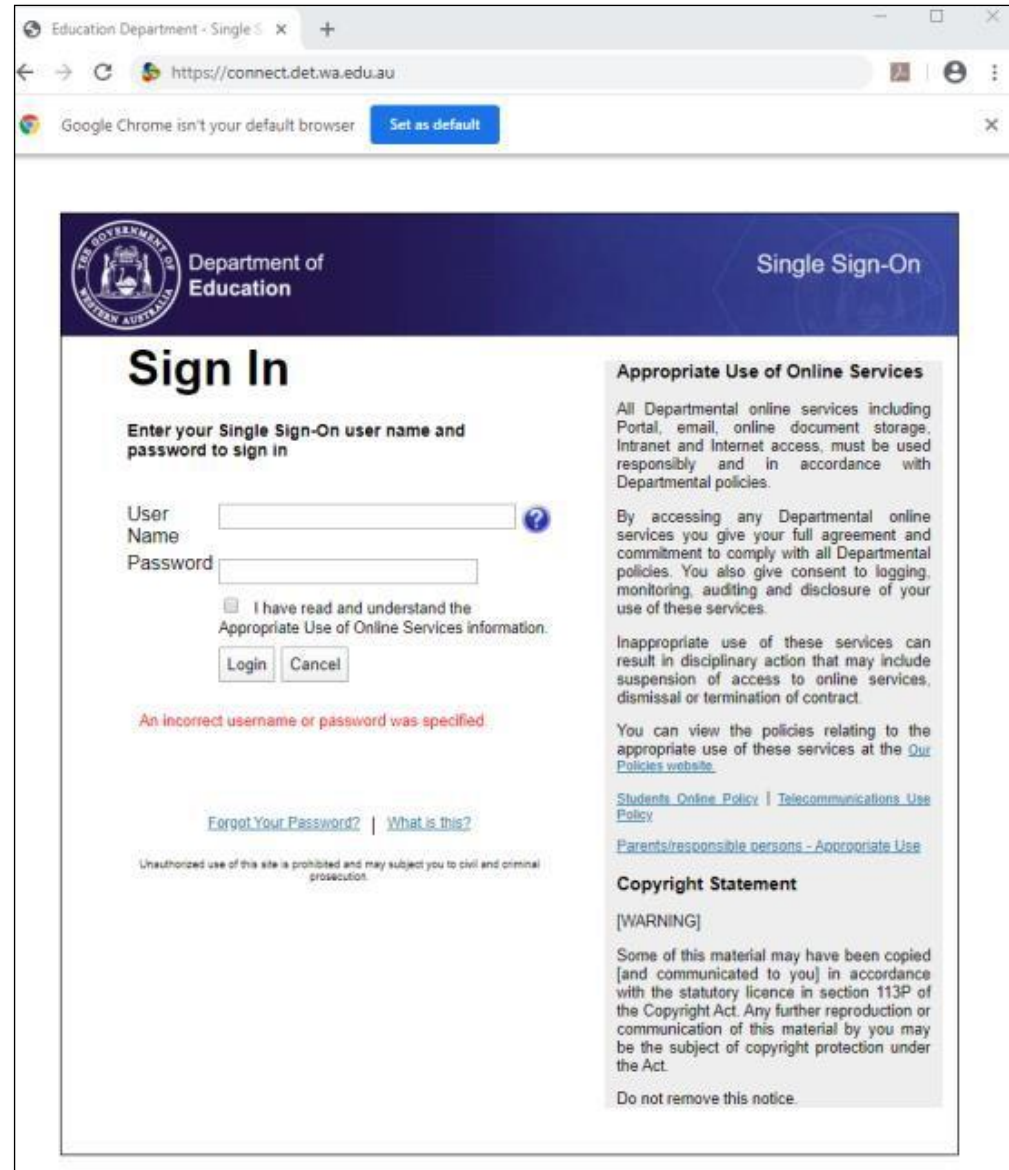
## How to Access Connect and Retrieve Online Learning Packages

1. Open a web browser (Google Chrome, Internet Explorer, Safari etc.)
2. Enter <https://connect.det.wa.edu.au>

This will bring up the following screen:

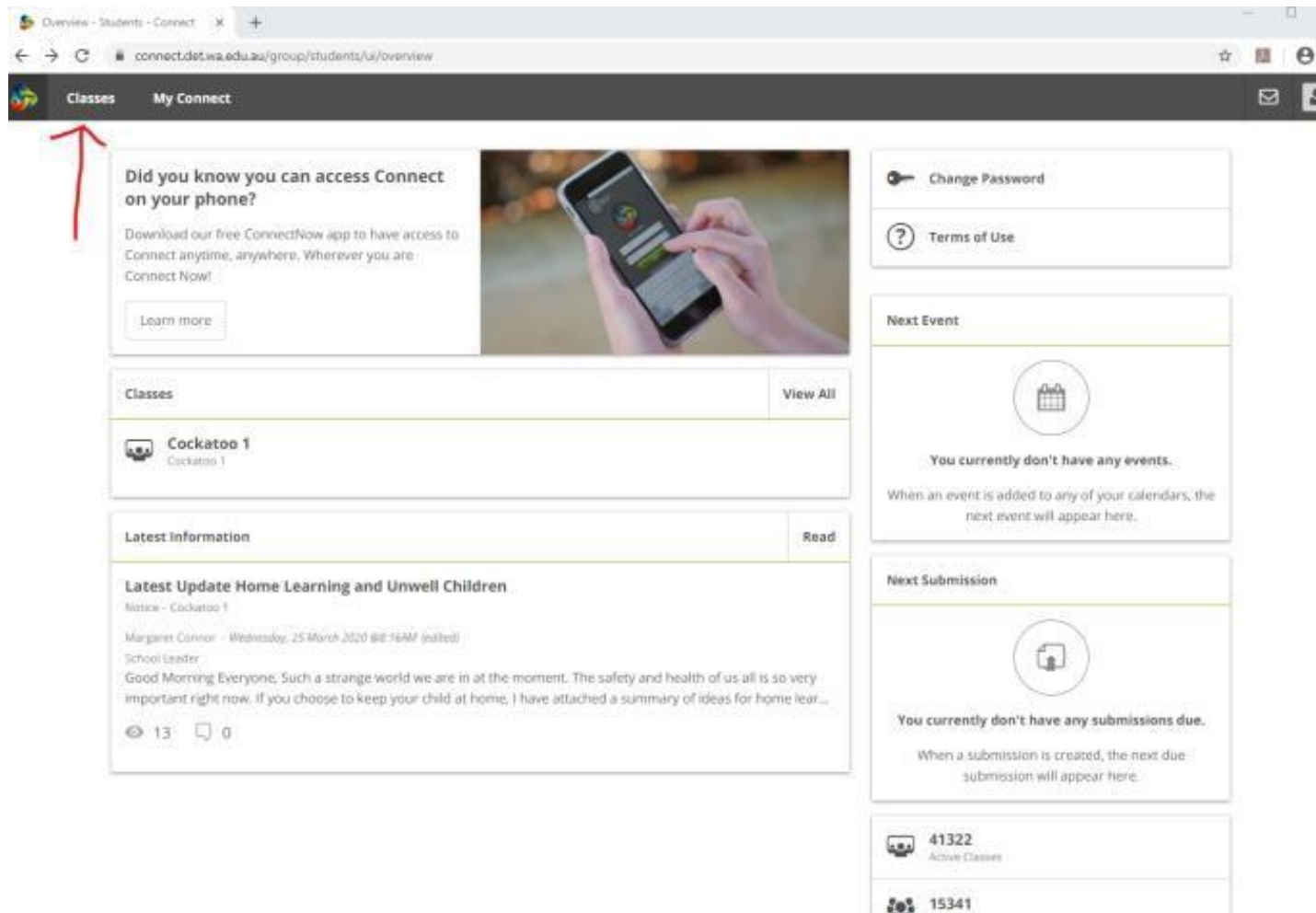
3. Your username and password is the student login and password that you use for your email.

*Firstname.lastname*  
*abc123*



The screenshot shows a web browser window with the URL <https://connect.det.wa.edu.au>. The page header includes the Department of Education logo and the text "Single Sign-On". The main heading is "Sign In". Below this, there is a prompt: "Enter your Single Sign-On user name and password to sign in". The form contains two input fields: "User Name" and "Password". A checkbox is present with the text "I have read and understand the Appropriate Use of Online Services information." Below the checkbox are "Login" and "Cancel" buttons. A red error message states: "An incorrect username or password was specified." At the bottom of the form, there are links for "Forgot Your Password?" and "What is this?". A footer note reads: "Unauthorized use of this site is prohibited and may subject you to civil and criminal prosecution." On the right side of the page, there is a section titled "Appropriate Use of Online Services" which contains text about responsible use of services and links to "Students Online Policy", "Telecommunications Use Policy", and "Parents/responsible persons - Appropriate Use". Below this is a "Copyright Statement" with a "[WARNING]" and text regarding copyright protection under the Act, ending with "Do not remove this notice."

4. When logged in you will see the following page and you need to click on classes:



# Connect: Home Page

A

## Classes

Click on a class name to view the class.

B

## Latest Information

Read the latest notices from your classes

C

## Email

Open your email inbox.

D

## Change your password

Change your password and choose an avatar picture.

E

## Next Event

Stay up to date with your class events.

F

## Next Submission

View homework and assignments due.

The screenshot shows the 'Connect' home page for a user. At the top, there are navigation links for 'Classes' and 'My Connect', along with a search icon, an email icon, and a profile picture. The main content is divided into several sections:

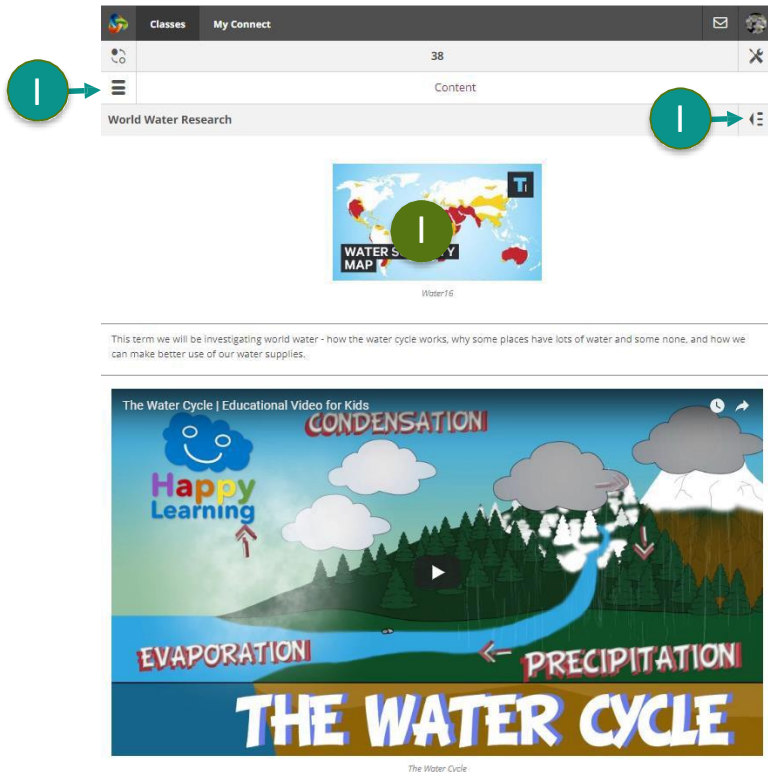
- Classes:** A grid of class cards with robot icons. Callout A points to the 'Room 38' card. Other classes include 'Physical Education', 'STEM Class', 'Australia Terrace PEAC', 'Australia Terrace Choir', 'Australia Terrace DSTA Program 2018', 'Language Extension', 'Australia Terrace Performing Arts 2018', and 'Visual Art'. A 'View All' link is present.
- Latest Information:** A section with a 'Read' button. Callout B points to the 'Incursion Note Going Home Today' notice. The notice includes a photo of a school building, the title, a date (Tuesday, 20 February 2018 @9:32AM), and a message to Room 38 families about an incursion on April 6th.
- Change Password:** A button with a key icon. Callout D points to this button.
- Terms of Use:** A button with a question mark icon.
- Next Event:** A section with a calendar icon. Callout E points to the 'Excursion form and money due' event. Details include a deadline of 38 and a due date of 3:00 PM Thursday, 27 Sep.
- Next Submission:** A section with a 'Read' button. Callout F points to the 'Changing a school rule' submission. It shows a status of 'Submitted on time' with a green checkmark.
- Active Classes:** A section showing '26771 Active Classes'.
- Online Now:** A section showing '5 Online Now'.
- Connect Help:** A section with links for 'Student Flyer - Primary' and 'Student Flyer - Secondary'.

# Connect: My Classes

## Other Classes



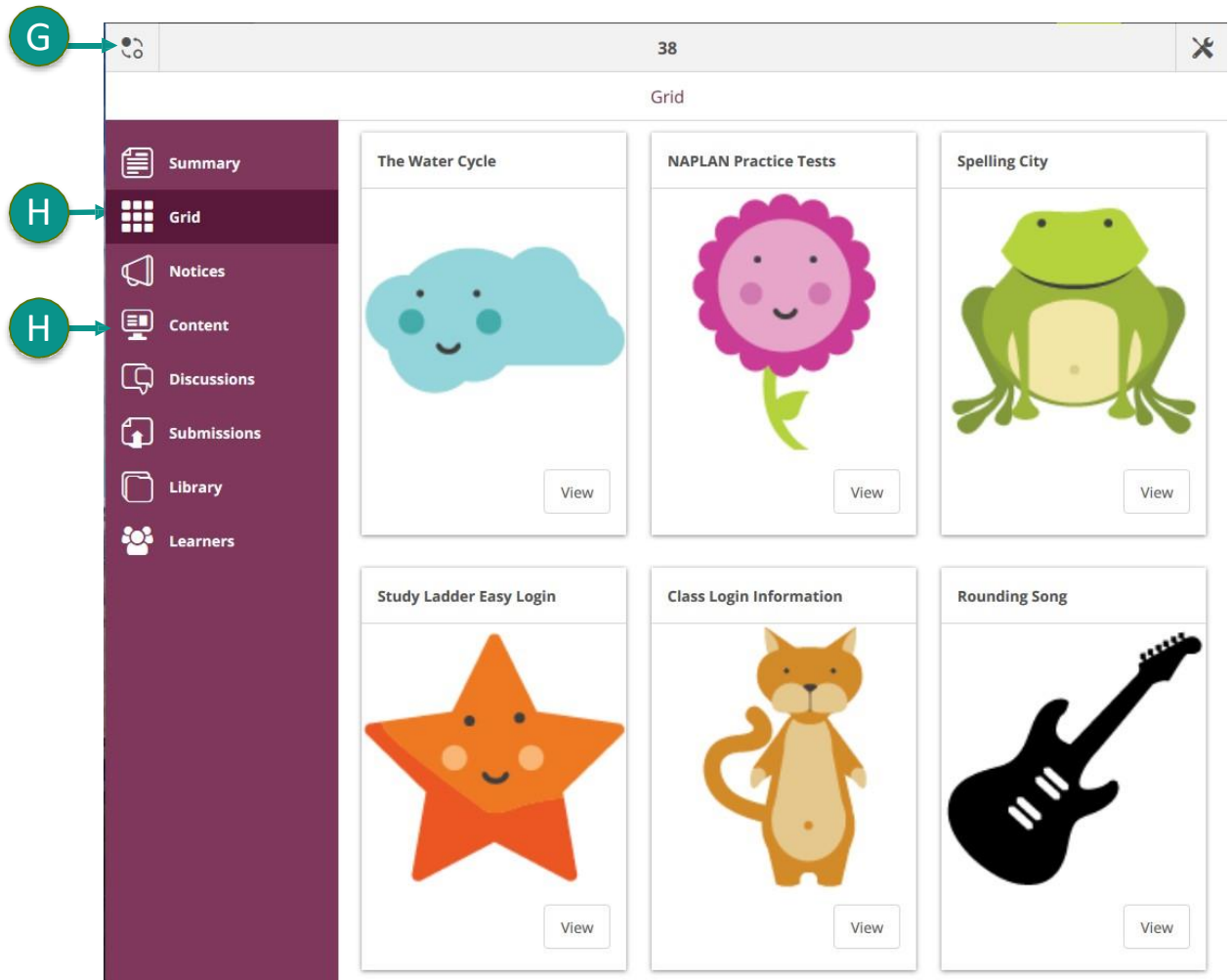
Click the 'Quick Switch' button to change between your classes.



## Learning Activities



Check the **Grid** or the **Content** area to view your learning activities.



## Class Tools



On a small screens these menu buttons will appear. Click on them to view options.

# Connect: My Connect

J

## My Connect

Click on My Connect to access your Profile.



K

## Profile image

Add or change your avatar.



L

## Password

Change your password.

M

## Email your teachers

Click on a teacher's name to send them an email.

N

## See your recent activity

Click on your recent activities.